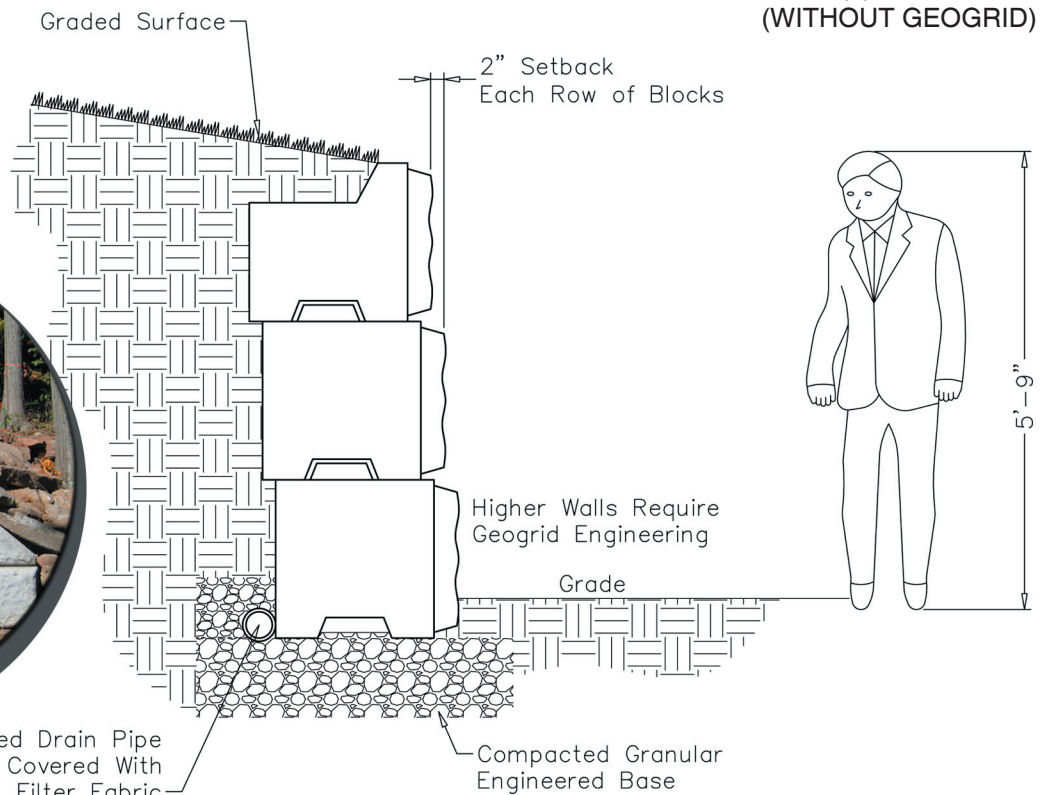


EZ BLOCK WALL

TYPICAL EZ BLOCK WALL ELEVATION

SHOWN (3) ROWS HIGH
(WITHOUT GEOGRID)



Perforated Drain Pipe
To Outlet, Covered With
Filter Fabric



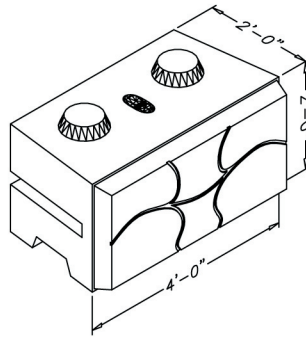
- * **Interlocking System for Easy Installation**
- * **Tapered Sides for Straight or Curved Wall**
- * **Stone-Face Look**



United Concrete Products, Inc. * 173 Church St. * Yalesville, CT 06492
Tel: 203.269.3119 * 800.234.3119 * Fax: 203.265.4941
www.unitedconcrete.com



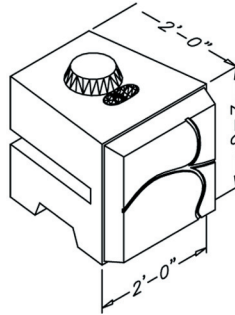
WEIGHT
2,250 LBS
FULL BLOCK



WEIGHT
2,100 LBS
TOP FULL BLOCK



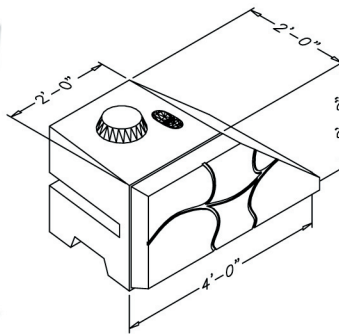
WEIGHT
1,050 LBS
HALF BLOCK



WEIGHT
975 LBS
TOP HALF BLOCK



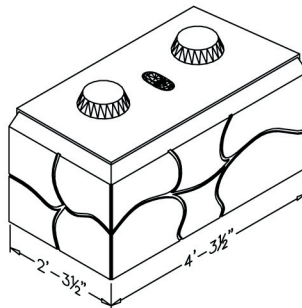
WEIGHT
2,175 LBS
SLOPED BLOCK



WEIGHT
1,425 LBS
TOP SLOPED BLOCK



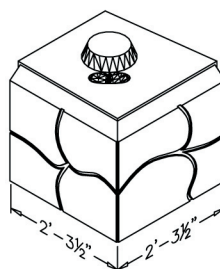
WEIGHT
2,775 LBS
**FULL OUTSIDE
CORNER BLOCK**



WEIGHT
2,400 LBS
**TOP FULL OUTSIDE
CORNER BLOCK**



WEIGHT
1,400 LBS
**HALF OUTSIDE
CORNER BLOCK**



WEIGHT
1,175 LBS
**TOP HALF OUTSIDE
CORNER BLOCK**