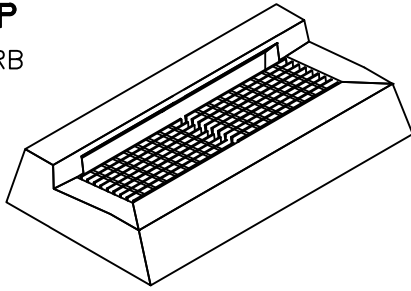


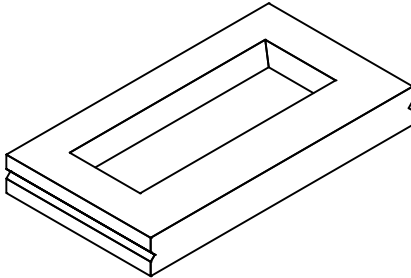
## CATCH BASIN TOP

TYPE "C" CONC CURB  
TOP SHOWN.  
ADDITIONAL TOPS  
AVAILABLE.



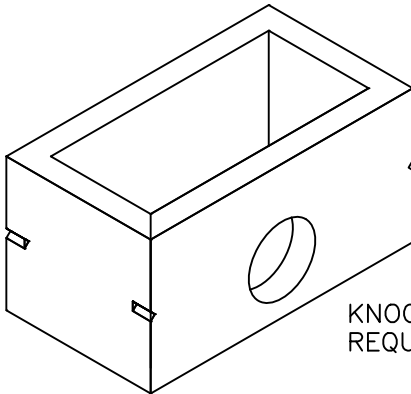
## CORBEL

HEIGHT AVAILABLE:  
8"  
12"



## RISER

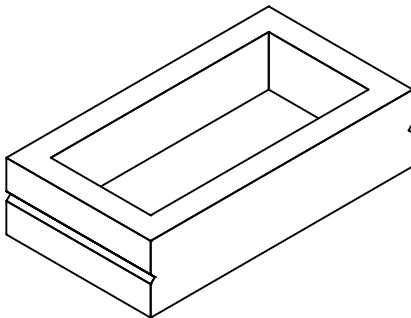
HEIGHTS AVAILABLE:  
1' TO 4'-8"



KNOCKOUT AS  
REQUIRED

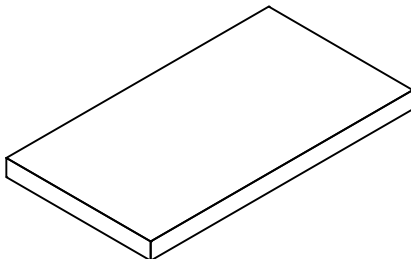
## SUMP

HEIGHT:  
INSIDE 18"  
OUTSIDE 26"



## BASE SLAB

HEIGHT:  
6"



# TYPE II CATCH BASIN COMPONENTS

DESIGN CONFORMS TO CDOT  
AND LOCAL SPECIFICATIONS.

### NOTES:

1. REINFORCING STEEL WELDED WIRE FABRIC CONFORMS TO LATEST ASTM SPECIFICATION A185.
2. REINFORCING STEEL DEFORMED BARS CONFORM TO LATEST ASTM SPECIFICATION A615/A706.
3. CONCRETE COMPRESSIVE STRENGTH- 4000 PSI AT 28 DAYS.
4. METHOD OF MANUFACTURE: WET CAST.
5. SECTION IS MONOLITHIC.
6. DESIGN LOAD: AASHTO H-20

### WEIGHT CHART

PRODUCT	APPROX WEIGHT
6" BASE SLAB	2600 LBS.
SUMP	5800 LBS.
RISER WALL PER FOOT	2050 LBS.
8" CORBEL	1800 LBS.
12" CORBEL	2700 LBS.



**UNITED CONCRETE PRODUCTS INC.**

173 CHURCH STREET  
YALESVILLE, CT 06492

TEL. 800 234-3119  
(203) 269-3119

FAX. (203) 265-4941